


# How to Measure Your Horse for the Right Size Blanket

The most accurate and easiest way to determine your horse's blanket size is to measure along the side of their body, from chest to tail. First, stand the horse square on a flat surface. Measure from the center of the chest, straight back to the very edge of the tail. Make sure to measure along the widest part of their shoulder and hindquarters. The number of inches measured is your horse's size.



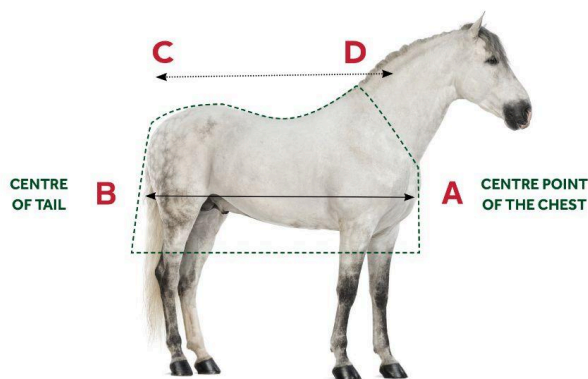
IF YOUR HORSE MEASURES:	ORDER SIZE:	IF YOUR HORSE MEASURES:	ORDER SIZE:
35" - 36"	36"	67" - 68"	68"
37" - 38"	38"	69" - 70"	70"
39" - 40"	40"	71" - 72"	72"
41" - 42"	42"	73" - 74"	74"
43" - 44"	44"	75" - 76"	76"
45" - 46"	46"	77" - 78"	78"
47" - 48"	48"	79" - 80"	80"
51" - 52"	52"	81" - 82"	82"
53" - 54"	54"	83" - 84"	84"
55" - 56"	55/56"	85" - 86"	86"
57" - 58"	58"	87" - 88"	88"
59" - 61"	60/61"	89" - 90"	90"
61" - 62"	62"	91" - 92"	92"
63" - 64"	64"	93" - 94"	94"
65" - 66"	66"		

More specific sizing per brands are as follows:

Horseware:

## Horseware® Size Charts

The fit of your rug is extremely important to ensure the comfort of your horse and to prevent rubbing and rug slippage. As horses of the same height at the wither come in a variety of shapes and sizes, it is useful to take certain measurements of your horse.



Using a soft measuring tape, measure from (A) at the centre point of the chest, across the point of the shoulder and to the point (B) at the centre of the tail. When you have the measurement, remove 10cm (4 inches) and choose your horse's size from the table.

Bear in mind that every horse is different and that this table is a guide only and we have many different styles to suit all shapes and sizes.

## Rug Measurements

MEASUREMENT FROM A TO B			MEASUREMENT FROM C TO D <small>EU Back Seam Equivalent</small>	
CM	INCHES	FEET	CM	
76	30	2'6"	50	
84	33	2'9"	55	
91	36	3'0"	60	
99	39	3'3"	65	
106	42	3'6"	70	
114	45	3'9"	75	
122	48	4'0"	80	
130	51	4'3"	85	
137	54	4'6"	90	
145	57	4'9"	95	
152	60	5'0"	100	
160	63	5'3"	110	
168	66	5'6"	115	
175	69	5'9"	125	
183	72	6'0"	130 - 135	
191	75	6'3"	140	
198	78	6'6"	145	
206	81	6'9"	155	
213	84	7'0"	160	
221	87	7'3"	165	
229	90	7'6"	170	

## Hood Measurements

Hood	XXXS	XXS	XS	S					
Size	3'9"	4'0"	4'3"	4'6"	4'9"	5'0"	5'3"	5'6"	5'9"

Hood	M	L	XL				
Size	6'0"	6'3"	6'6"	6'9"	7'0"	7'3"	7'6"

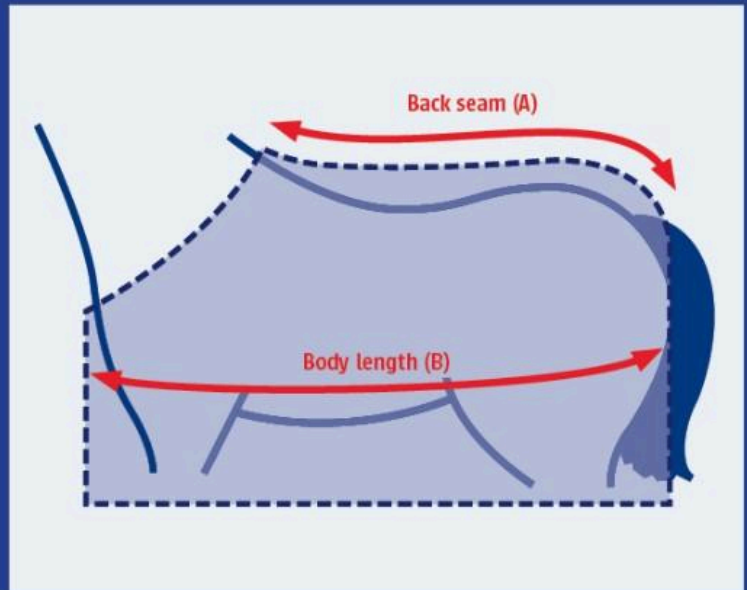
## WeatherBeeta:

**Back Seam (A):** Measure from the wither to the top of the tail.

**Body Length (B):** Measure from the center of the chest to the end of rump.

Horse blankets are measured in feet and inches. Measure your horse's Body Length (B) (it's easier with a friend) and use the table below to find the correct size. WeatherBeeta blankets are sized in 3 inch increments, if your horse is between sizes, then choose the bigger size.

BACK SEAM (A)	BODY LENGTH (B)			
	Euro (cm)	Feet Inches	Inches	cm
	55	3'0	36"	90
	60	3'3	39"	100
	65	3'6	42"	105
	70	3'9	45"	115
	75	4'0	48"	120
	85	4'3	51"	130
	90	4'6	54"	140
	95	4'9	57"	145
	105	5'0	60"	155
	115	5'3	63"	160
	120	5'6	66"	170
	125	5'9	69"	175
	135	6'0	72"	185
	140	6'3	75"	190
	145	6'5	77"	195
	150	6'6	78"	200
	155	6'9	81"	205
	160	7'0	84"	215
	165	7'3	87"	225



### How To Measure:

- Body Length: Measure from the center of the chest to the end of rump
- Back Seam: Measure from the wither to the top of the tail